


Comparative Performance Monitoring Report

Part 1 – Work Health and Safety Performance

Key findings

Australian claims performance



Serious claim incidence rate has **decreased by 16%** between 2012-13 and 2015-16



The incidence rate was **9.3 serious claims** per 1,000 employees in 2016-17

New Zealand claims performance




Serious claim incidence rate has **increased by 18%** between 2012-13 and 2015-16



The incidence rate was **13.3 serious claims** per 1,000 employees in 2016-17

Australian long term claims (12 weeks or more compensation)



Incidence rate of long term claims has **decreased by 14%** between 2012-13 and 2015-16



The incidence rate was **2.9 long term serious claims** per 1,000 employees in 2016-17

Claims with more than 52 weeks of compensation (in 2014-15)

10% of serious claims in Australia



4% of serious claims in New Zealand



Claims with less than 6 weeks of compensation (in 2014-15)

51% of serious claims in Australia



65% of serious claims in New Zealand



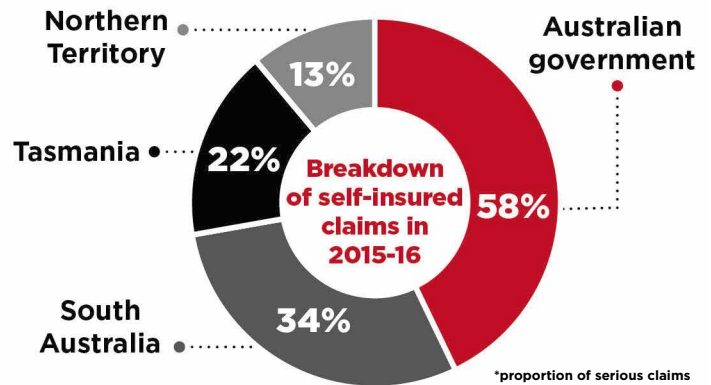

safe work australia

Comparative Performance Monitoring Report

Part 1 – Work Health and Safety Performance

Key findings

Self-insured claims in Australia



Australian compensated fatalities

178 compensated worker fatalities were recorded in 2016-17



New Zealand compensated fatalities

88 compensated worker fatalities were recorded in 2016-17



Highest rate of serious claims in Australia (2016-17)



Causes of injury in Australia (2016-17)

